





Let's ride bicycles properly!



1

CYCLE ON THE ROAD AND KEEP LEFT. IF YOU HAVE TO USE THE SIDEWALK, PEDESTRIANS HAVE THE RIGHT OF WAY

In principle, cyclists must keep to the left on a road. If you're under 13 years old, however, you can ride on a sidewalk.




Notice to parents/guardians


Cyclists aged 13 or older are allowed to ride on a sidewalk if there's a sign of "EXCEPTIONAL SPECIFIED SMALL MOTORIZED BICYCLES, STANDARD BICYCLES AND PEDESTRIANS ONLY." or if there're circumstances that compel the cyclists to ride on sidewalk. Senior citizens aged 70 or older or Physically disabled persons are allowed to ride on a sidewalk just as the aforementioned children are. (the Road Traffic Act, Article 63-4, and the Order for Enforcement of the Road Traffic Act, Article 26, and the Rules on the Road Traffic)



● Keep to the left while riding on a road.




● Pedestrians have the right of way on a sidewalk. While riding on a sidewalk, you must ride as near to the right edge of a sidewalk as possible. Stop when you think that you're impeding the flow of pedestrians.



RUCY

3

TURN ON THE LIGHTS AT NIGHT



Turn on your headlights after dark.

4

DON'T DRINK AND RIDE

You must not drink and ride.



2



STOP AT A RED SIGNAL OR STOP SIGN AT AN INTERSECTION. LOOK BOTH WAYS BEFORE PROCEEDING.



● Follow the traffic lights.

RULES FOR CYCLISTS

FIVE RULES FOR SAFE CYCLING



Stop at a stop signpost on a road or “止まれ (=STOP)” marked on the surface of a road. Ensure the safe proceeding.

5

WEAR A HELMET



Put on a bike helmet before going out for a ride.



Notice to parents/guardians

When you carry a child on your bicycle or let a child ride a bicycle, make sure the child wears a helmet.
(Road Traffic Act, Art. 63-11)



PRECAUTIONS AT INTERSECTIONS OR PEDESTRIAN CROSSWALKS


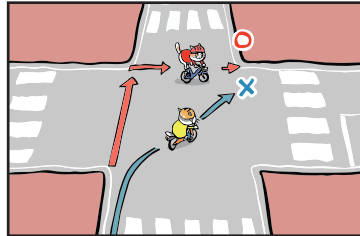


WHEN TURNING RIGHT AT INTERSECTIONS

Cyclists are not allowed to diagonally cross an intersection. When turning right at an intersection, you must keep to the left on the road and ride straight ahead onto the other side of the intersection. Ensure the safe proceeding and then turn at a right angle.

“when crossing intersections”



Check for eye contact with drivers before proceeding. You may be nearly invisible to drivers.



WHEN CROSSING PEDESTRIAN CROSSWALKS

●if there's a bicycle crossing lane distinguished by lines and bicycle symbols, you must ride on the lane.


●At the place where there's no lane distinguished by lines and bicycle symbols, you can use a pedestrian crosswalk. When you think that you're impeding the flow of pedestrians, however, you must get off and walk the bicycle.




OTHER PRECAUTIONS



Don't ride while holding an umbrella or other things.



Don't listen to music through earphones with little regard for your surroundings.



Don't ride a bicycle without properly working brakes.

Notice to parents/guardians

You should check for the safety of a bicycle that your child rides. If you find something wrong with it, bring it to a bicycle shop and ask the expert to check it. In Tokyo, you must enroll in insurance that enables you to compensate for damages to another person caused while riding a bicycle.

